
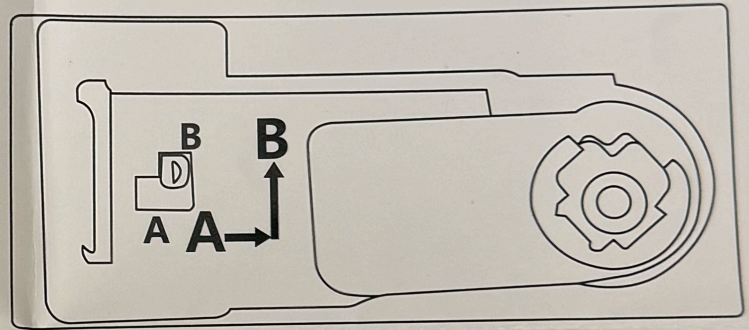


Combination Lock Instruction Manual


1. Put the factory code "000" in the center of the dial, turn the knob to "unlock" position to open the lock box.
Note: no matter what code is on the lock, the factory code is 000.



2. Use two fingers (thumb and index finger) to move the lever from "A" to side, then up to "B". Do not move it from "A" to "B" directly, it will be stuck.



3. Set new password, e.g. "458", make sure all numbers are in the center of the dial.



4. Return the lever to original position "A". Your password is "458". If you want to change the code, please repeat the above steps.

